

# HEAVY DUTY PIPE CLAMPS FOR PE PIPE LINES

## PIPE CLAMPS AND PIPE LINES FIXINGS

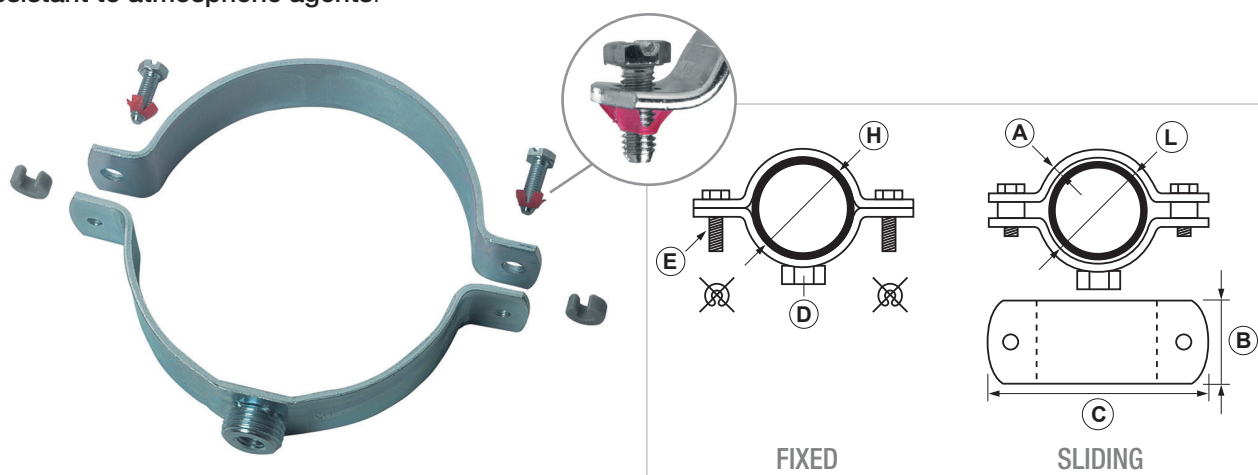
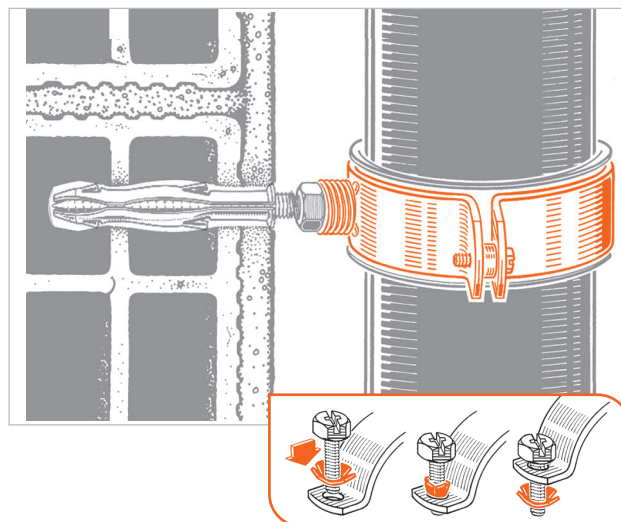
### STP Light duty pipe clamp M/F adapter

#### APPLICATION

Suitable for PE pipe lines and all other kinds of pipe lines.

#### FEATURES AND BENEFITS

- > **Versatile:** thanks to its electro-welded adapter, two kinds of connection are possible: **1/2" Male and M10 Female**.
- > The exclusive **red washer** - which is already set on the locking screws - prevent screws from getting lost during assembly.
- > It is completed with **spacers**, which can be used to create sliding points. Otherwise, tightening the screw without using the spacers allows to create a fixed point that blocks the pipe line.
- > Its dimensions and welding make this pipe clamp particularly **strong**, while its galvanization makes it **resistant to atmospheric agents**.



COD	TYPE	A	B	C	D	E	H	L
085000	STP 40	3	30	89	1/2" x M10	M6x20	40	44
085100	STP 50	3	30	99	1/2" x M10	M6x20	50	54
085200	STP 63	3	30	113	1/2" x M10	M6x20	63	67
085300	STP 75	3	30	126	1/2" x M10	M6x20	75	79
085400	STP 90	3	30	141	1/2" x M10	M6x20	90	94
085500	STP 110	3	30	163	1/2" x M10	M6x20	110	114
085600	STP 125	3	30	182	1/2" x M10	M6x20	125	129
085650	STP 140	3	30	194	1/2" x M10	M6x20	136	140
085700	STP 160	3	30	216	1/2" x M10	M6x20	160	164

# HEAVY DUTY PIPE CLAMPS FOR PE PIPE LINES

## PIPE CLAMPS AND PIPE LINES FIXINGS

### MATERIALS TECHNICAL DATA

#### PIPE CLAMP

Steel DD11 (material. N. 1.0332) DIN EN 10111 - with electro zinc-plating 7-8 µm

#### LOCKING SCREW

Steel 4.8 EN ISO 898.1 with electro zinc-plating 7-8 µm

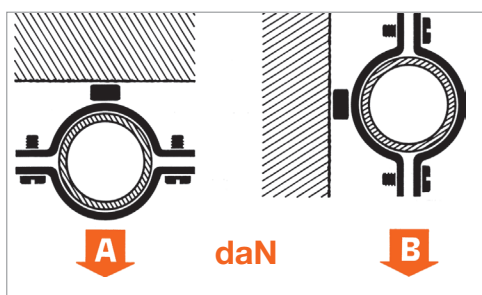
M6x20 - Hex head combined shear screw

M8x35 - Hex head flat shear screw

#### SPACERS (when used)

PE Polyethylene

### RECOMMENDED LOADS



Tests were carried out in technical laboratory with a dynamo-metric machine. For wall fixing, stick to the strength characteristics of the plug or the connecting support.

TYPE	A	B
STP - STP1 40	300	150
STP - STP1 50	300	150
STP - STP1 63	300	150
STP - STP1 75	300	150
STP - STP1 90	300	100
STP - STP1 110	300	100
STP - STP1 125	300	80

TYPE	A	B
STP - STP1 140	300	60
STP - STP1 160	300	40
STP - STP1 200	400	100
STP1 220	400	90
STP - STP1 250	400	70
STP - STP1 315	400	70
STP - STP1 400	400	40

Recommended load is the average resistance loads with a safety coefficient. Data are expressed in daN. 1 daN=1 kg.

### INSTALLATION TOOLS AND RECOMMENDATIONS

In order to properly install the plug, make a hole perpendicularly to the base support using the right drill bit.

Before installing the plug make sure the hole is clean and all the drilling dust has been removed.

We recommend not to use an impact drill while making the hole on an hollow brick wall in order to prevent the internal bulkheads break. Eventually, fasten both nut and pipe clamp.

### PACKAGING

In polyethylene bag - from STP 40 to 160

In cardboard box - from STP 200 to 400

### RELATED ITEMS

- > NP-NP1- PVC tapes
- > PP-PP1 - Pipe clamps fixing plate
- > COP - Universal metal covering
- > Reduction socket

### DATA 09-2022 REV. 01

The current technical data sheet substitutes and cancels the previous ones. The details provided fit our current knowledge of the product. It cannot lead us to any sort of responsibility or compensation.

Gia S.p.A. reserves the right of changing technical features and molds without notice.

This company is subject to "Ethica Global Investments S.p.A." management.

Gia S.p.A. – Via Sac. A. Cremona, 12 – 28069 Trecate (NO) – [www.gia.it](http://www.gia.it)