

HEAVY DUTY PIPE CLAMPS FOR IRON PIPE LINES

PIPE CLAMPS AND PIPE LINES FIXINGS

STO

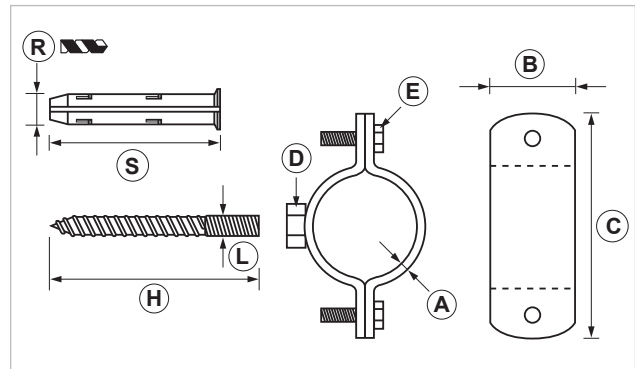
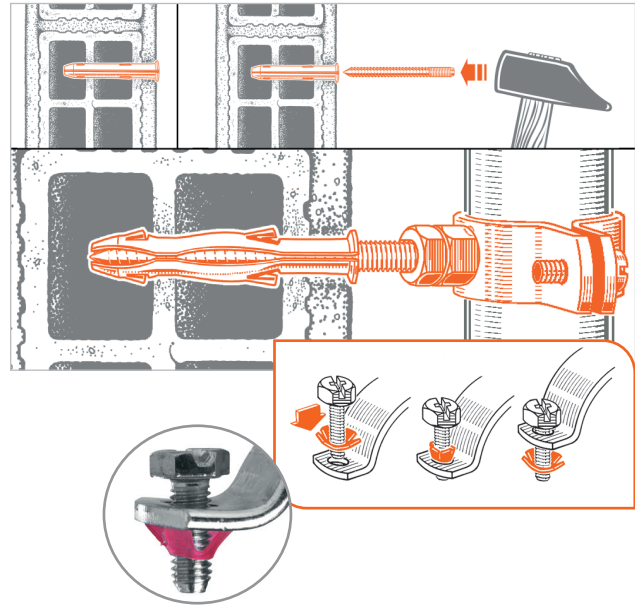
Heavy duty pipe clamp with hammering screw and plug

APPLICATION

Used to fasten heavy duty galvanized pipe lines - and pipe lines at large - on masonry.

FEATURES AND BENEFITS

- > **The red washer** - already assembled on the locking screws - prevents them from getting lost during the installation.
- > **Extremely fast:** the screw is to be hammered in the wall.
- > Thanks to the locking nut, **pipe clamp distance from the wall can be adjusted** at the best position.
- > Giolli plug ensures **reliability and an excellent grip** on any type of wall.
- > Electro-welded nut, band size, edging and galvanized finish of all the components make the product **extremely strong and particularly resistant** to the damage that may be caused by the outdoor agents.



COD	TYPE	For pipe lines Ø mm	A	B	C	D	E	H	L	R	S
080003	STO 3/8"	17-19	2,5	20	53	M8	M6x20	90	M8	10	70
080103	STO 1/2"	20-24	2,5	20	58	M8	M6x20	90	M8	10	70
080203	STO 3/4"	26-29	3	20	64	M8	M6x20	90	M8	10	70
080303	STO 1"	32-36	3	20	72	M8	M6x20	90	M8	10	70
080403	STO 1 1/4"	40-44	3	20	81	M8	M6x20	90	M8	10	70
080503	STO 1 1/2"	46-50	3	20	88	M8	M6x20	90	M8	10	70
080603	STO 2"	58-61	3	20	98	M8	M6x20	90	M8	10	70
080703	STO 2 1/2"	72-78	3	30	126	M10	M6x20	100	M10	12	70
080803	STO 3"	86-90	3	30	137	M10	M6x20	100	M10	12	70
080853	STO 3 1/2"	96-104	3	30	150	M10	M6x20	100	M10	12	70
080903	STO 4"	110-116	3	30	163	M10	M6x20	100	M10	12	70

HEAVY DUTY PIPE CLAMPS FOR IRON PIPE LINES

PIPE CLAMPS AND PIPE LINES FIXINGS

MATERIALS TECHNICAL DATA

MATERIAL

Steel DD11 (material n. 1.0332) DIN EN 10111

HAMMERING SCREW

Steel 4.8 EN ISO 898.1 - galvanized

LOCKING SCREWS

Steel 4.8 EN ISO 898.1 - galvanized - TE combined shear screw with washer

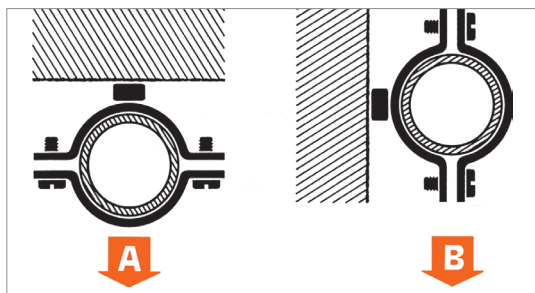
PIPE CLAMP AND SCREWS' GALVANIZATION

Electro zinc plating 7-8 μm

GIOLLI PLUG

PP Polypropylene

RECOMMENDED LOADS



Tests have been carried out in technical laboratory with a dynamo-metric machine. For wall fixing, stick to the strength characteristics of the plug or the connecting support. Recommended load is the average resistance load with a safety coefficient. Data in daN. 1 daN=1 kg.

TYPE	A	B
STO - STO1 3/8"	200	100
STO - STO1 1/2"	200	100
STO - STO1 3/4"	250	100
STO - STO1 1"	250	100
STO - STO1 1 1/4"	250	100
STO - STO1 1 1/2"	250	100
STO1 5/4	250	100
STO - STO1 2"	300	100
STO - STO1 2 1/2"	300	100
STO - STO1 3"	300	70
STO - STO1 3 1/2"	300	70
STO - STO1 4"	300	70
STO1 5"	400	120
STO1 6"	400	100
STO1 8"	400	90
STO1 10"	400	70

TYPE	Hollow brick	Concrete	Cellular concrete
10 TNF	33	108	10
12 TNF	38	158	11

Recommended load is the average resistance load with a safety coefficient. Data in daN. 1daN=1kg.

HEAVY DUTY PIPE CLAMPS FOR IRON PIPE LINES

PIPE CLAMPS AND PIPE LINES FIXINGS

INSTALLATION TOOLS AND RECOMMENDATIONS

In order to install the plug properly, make a hole perpendicularly to the base support using the right drill bit. Before installing the plug, make sure the hole is clean and all the drilling dust has been removed. We recommend not to use an impact drill while making the hole on an hollow brick wall in order to prevent the internal bulkheads break. Eventually, fasten nut and pipe clamp.

PACKAGING

In plastic bag | Couple of pipe clamps

RELATED ITEMS

- > PG - EPDM sheath
- > PGS - Silicone insulated sheath

DATA 09-2022 REV. 01

The current technical data sheet substitutes and cancels the previous ones. The details provided fit our current knowledge of the product. It cannot lead us to any sort of responsibility or compensation.

Gia S.p.A. reserves the right of changing technical features and molds without notice.

This company is subject to "Ethica Global Investments S.p.A." management.

Gia S.p.A. – Via Sac. A. Cremona, 12 – 28069 Trecate (NO) – www.gia.it