

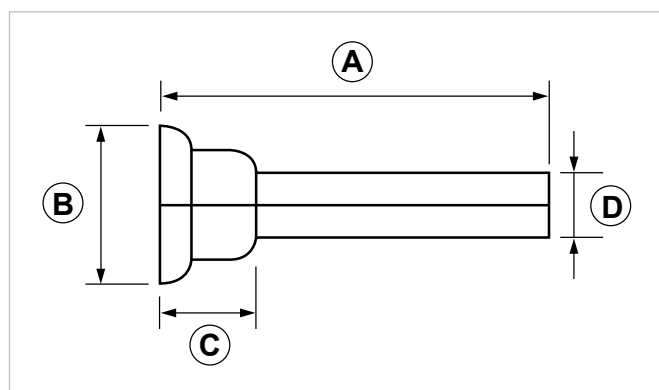


Covering washer for radiator connection pipe

APPLICATION

Finishing for radiator's connection pipe.

FEATURES AND BENEFITS

- > It guarantees an **elegant aesthetic** result by covering the radiator connection pipe and, therefore, hiding its imperfections .
- > **Easy** to shorten.
- > The folding structure **ensures adherence** even when the pipe is not perpendicular to the wall.



COD	TYPE	Application	A	B	C	D
019600	RCR	For pipes Ø 10 - 15 mm	103	51	32	22

FINISHING ELEMENTS

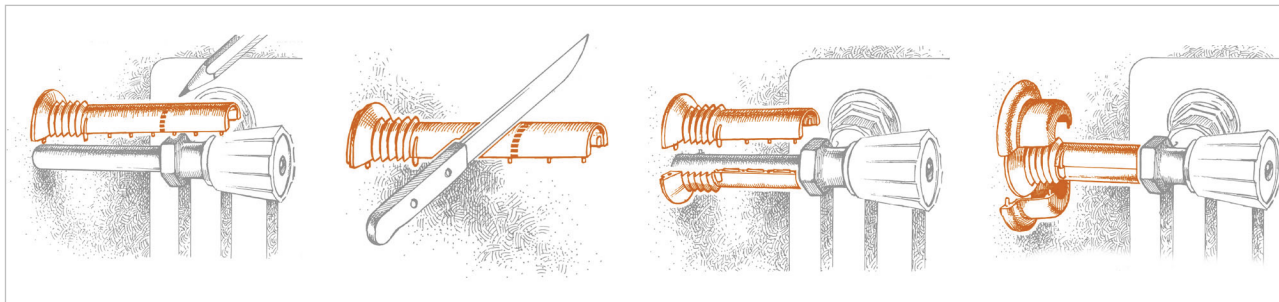
RADIATORS FIXINGS

MATERIALS TECHNICAL DATA

MATERIAL

Nylon PA6

INSTALLATION



1- Mark the right measure.

2- Cut the tubular part at more than 3 mm.

3- Join the two parts fitting them in between the wall and the valve

4- Apply the washer flush with the wall.

DATE 05-2022 REV. 00

The current technical data sheet substitutes and nullifies the previous ones. Information correspond with our current knowledge of the product. It cannot lead us to any sort of responsibility or compensation.

Gia S.p.A. reserves the right of changing technical features and molds without previous notice.

Gia S.p.A. – Via Sac. A. Cremona, 12 – 28069 Trecate (NO) – www.gia.it