



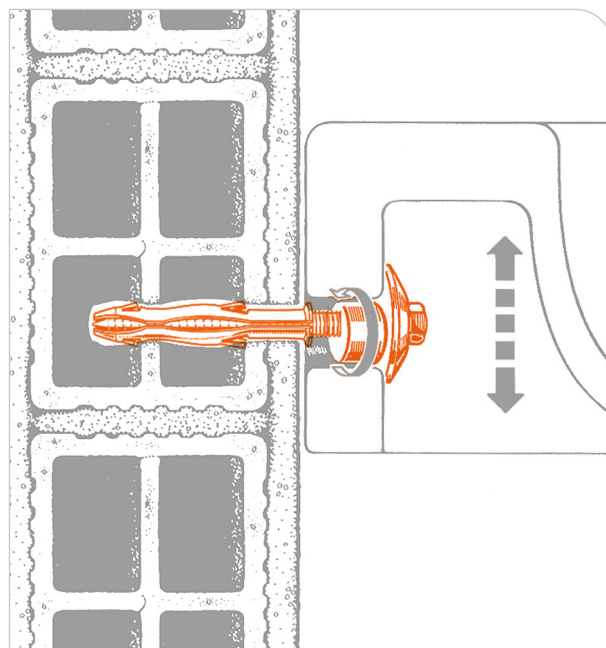
## Adjustable fixing for wall hung washbasins

### APPLICATION

Washbasins fastening on masonry.

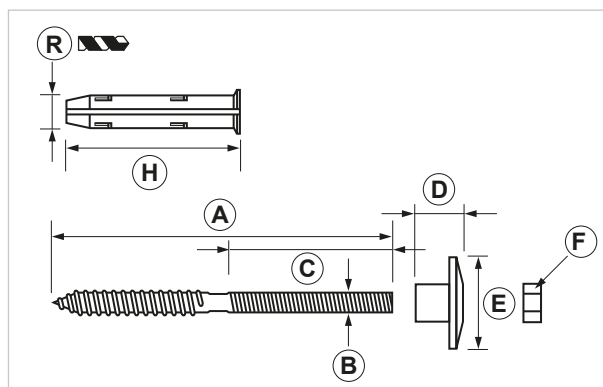
### FEATURES AND BENEFITS

- > Thanks to the exclusive cam washer it is possible to **adjust the washbasin level during installation.**
- > The nylon washer **protects the ceramic** during tightening.
- > The Giolli plug - included in the set - makes the fixing **reliable on any kind of masonry.**
- > Longlasting vertical fastening.



Composed of:

- double threaded screw
- Giolli plug
- cam washer
- M10 locking nut



COD	TYPE	A	B	C	D	E	F	H	R
030200	LR 3	120	M10	35	21	40	M10	70	12
030300	LR 4	180	M10	90	21	40	M10	70	12
030400	LR 5	220	M10	90	21	40	M10	70	12



## MATERIALS TECHNICAL DATA

## PLUG

PP Polypropylene

## SCREW

Steel 4.8 EN ISO 898.1 with electro zinc-plating 7-8 µm

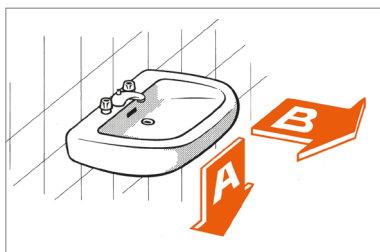
## WASHER

Nylon PA6

## BASE MATERIAL

Cement | Masonry | Plastered hollow brick | Prestressed support

## RECOMMENDED LOADS



	A	B
LR 3	50	100
LR 4	-	100
LR 5	-	100

**A** = Payload value calculated in daN, with a cantilever load of mm 600.

**B** = Axial payload value calculated in daN.  
Hollow brick wall and tiles cover.

1daN=1kg

## INSTALLATION

In order to properly install the plug, make a hole perpendicularly to the base support with the right drill bit. The hole must be cleaned up from drilling dust before applying the plug. Do not use impact use impact drill on an hollow brick wall, in order to prevent internal bulkheads breakage.

Eventually, insert the plug and complete the item fixing.

Use the cam washer to ensure the washbasin alignment.

## INSTALLATION TOOLS AND RECOMMENDATIONS

Drill, drill bit Ø 10/12.

## PACKAGING

In polyethylene bags | 2 items per bag

## DATE 03-2020 REV. 00

The current technical data sheet substitutes and cancels the previous ones. Information correspond with our current knowledge of the product. It cannot lead us to any sort of responsibility or compensation.

Gia S.p.A. reserves the right of changing technical features and molds without notice.

Gia S.p.A. – Via Sac. A. Cremona, 12 – 28069 Trecate (NO) – [www.gia.it](http://www.gia.it)

T 02.08.21 REV 0

