



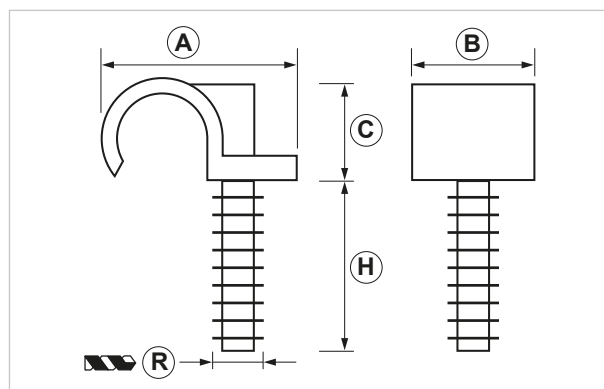
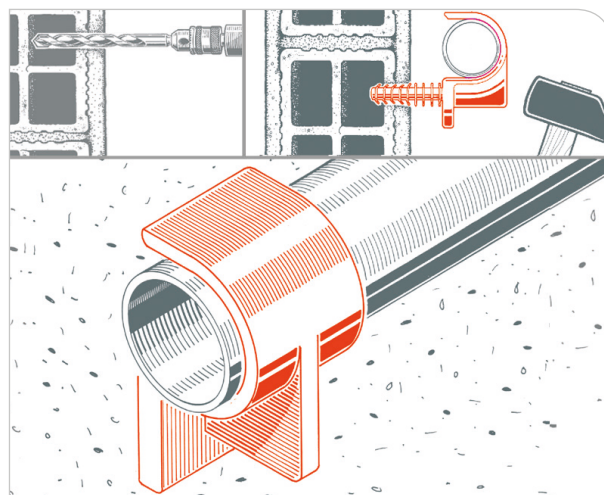
## Fast fixing clamp support

### APPLICATION

Light duty pipe lines fixing.

### FEATURES AND BENEFITS

- > **Handy** and **light duty support**, suitable to fix the pipe line using **a hammer**.
- > Versatile: suitable **for any kind of wall**, it allows an easy and fast installation. You just have to make a hole on the wall and fit the support with a hammer.



COD	TYPE	For pipe lines Ø mm	A	B	C	H	R
090500	FR 14	14-15	33	20	18	31	8
090510	FR 16	16-17	36	20	19	31	8
090520	FR 18	18-19	37	20	20	31	8
090530	FR 20	20-21	38	20	20	31	8
090540	FR 22	22-23	41	20	24	31	8
090560	FR 25	25-26	43,50	20	28	31	8
090570	FR 28	28-29	47,50	20	30	31	8



### MATERIAL TECHNICAL DATA

#### BASE MATERIAL

Masonry and hollow brick | Concrete

#### MATERIAL

Polyamide PA6

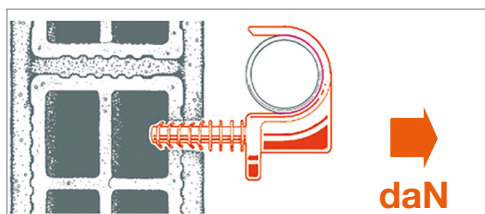
#### FIRE RESISTANCE

V2 - UL94 (1.6mm)

#### PLUG DIAMETER

Ø 8

#### RECOMMENDED LOADS



Recommended load is the average resistance load with a safety coefficient.  
Data in daN 1daN=1kg.

TYPE	Hollow brick	Concrete
FR 14	20	20
FR 16	20	20
FR 18	20	20
FR 20	20	20
FR 22	20	20
FR 25	20	20
FR 28	20	20

### INSTALLATION TOOLS AND RECOMMENDATION

In order to install the plug in the right way, make a hole perpendicularly to the base support using the right drill bit. Before installing the plug make sure the hole is clean and all the drilling dust has been removed. We recommend not to use an impact drill while making the hole on an hollow brick wall in order to prevent the internal bulkheads break. Insert the item using a hammer.

### PACKAGING

In cardboard box

### DATE 03-2019 REV. 00

The current technical data sheet substitutes and cancels the previous ones. Information correspond with our current knowledge of the product. It cannot lead us to any sort of responsibility or compensation.

Gia S.p.A. reserves the right of changing technical features and molds without notice.

Gia S.p.A. – Via Sac. A. Cremona, 12 – 28069 Trecate (NO) – [www.gia.it](http://www.gia.it)

T 03.19.90 REV 0

