

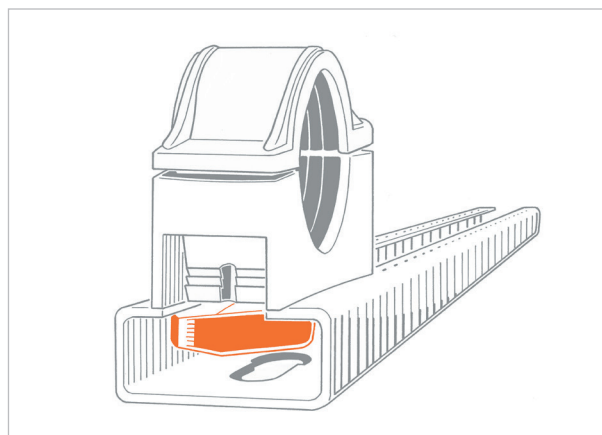
FLIP-R's self-locking kit

APPLICATION


It is used to fasten FLIP-R pipe clamp on strut channels and brackets.

FEATURES AND BENEFITS

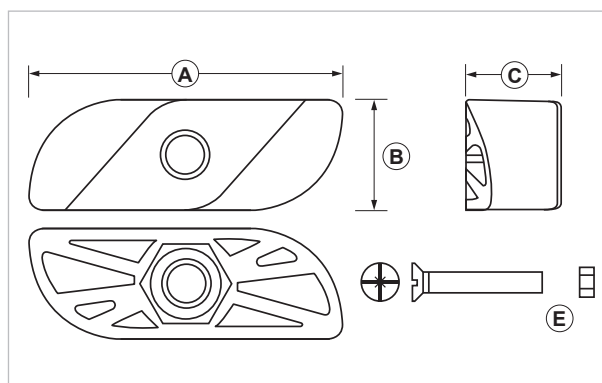
- > It allows to fasten the FLIP-R pipe clamp **on strut channels or GIA's brackets**.
- > It can be placed **at any point of the channel**.
- > During assembly the item should be tightened enough to make sure the self-locking device is deformed enough to ensure a good grip on the channel (**3 Nm tightening torque is recommended**).



PF - PF1 - PF2 - PF7

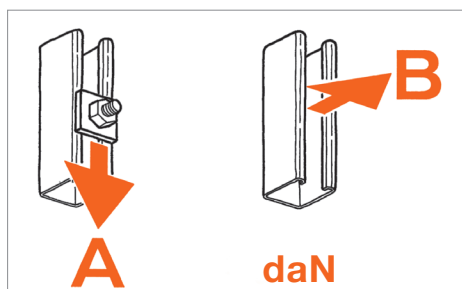


Flip
system



COD	TYPE	A	B	C	E
181060	BLOC	40	14	12	M6x20

RECOMMENDED LOADS



TYPE	A	B
on PF (30x15x1,5)	12	130
on PF1 (30x20x2,5)	12	140

Data expressed in daN. 1 daN = 1kg.

FLIP® SYSTEM

PIPE CLAMPS AND PIPE LINES FIXINGS

MATERIAL DATA TECHNICAL

MATERIAL

Polyamide PA 6.6 stabilized against UV rays

SCREW AND NUT

M6 Steel 4.8 EN ISO 898.1 with electro zinc-plating 7-8 µm

PERFORMANCE UNDER FIRE SITUATIONS

“V2” class according to UL 94 regulation

INSTALLATION

- > Insert M6 nut in the locking kit.
- > Insert the screw into the pipe clamp's fixed part from the top and partially screw it in the self-locking tool.
- > Set the assembly at any point of the strut channels - according to your needs - and tighten the screw.

INSTALLATION TOOLS AND RECOMMENDATIONS

The self-locking kit can be used on strut channels that are as high as 15 mm or higher than that (A), with a thickness (S) included between 1,5 and 2,5 mm, at a distance (D) that is as wide as to allow the insertion of the item, i.e. $14 < D < 18$ mm.

During assembly the item should be tightened enough to make sure the self-locking device is deformed enough to ensure a good grip on the channel (3 Nm tightening torque is recommended).

The pipe clamp must be assembled with the self-locking kit by using screws and washers.

PACKAGING

In plastic bags

RELATED ITEMS

- > FLIP SYSTEM product range

DATA 09-2022 REV. 01

The current technical data sheet substitutes and cancels the previous ones. The details provided fit our current knowledge of the product. It cannot lead us to any sort of responsibility or compensation.

Gia S.p.A. reserves the right of changing technical features and molds without notice.

This company is subject to “Ethica Global Investments S.p.A.” management.

Gia S.p.A. – Via Sac. A. Cremona, 12 – 28069 Trecate (NO) – www.gia.it